



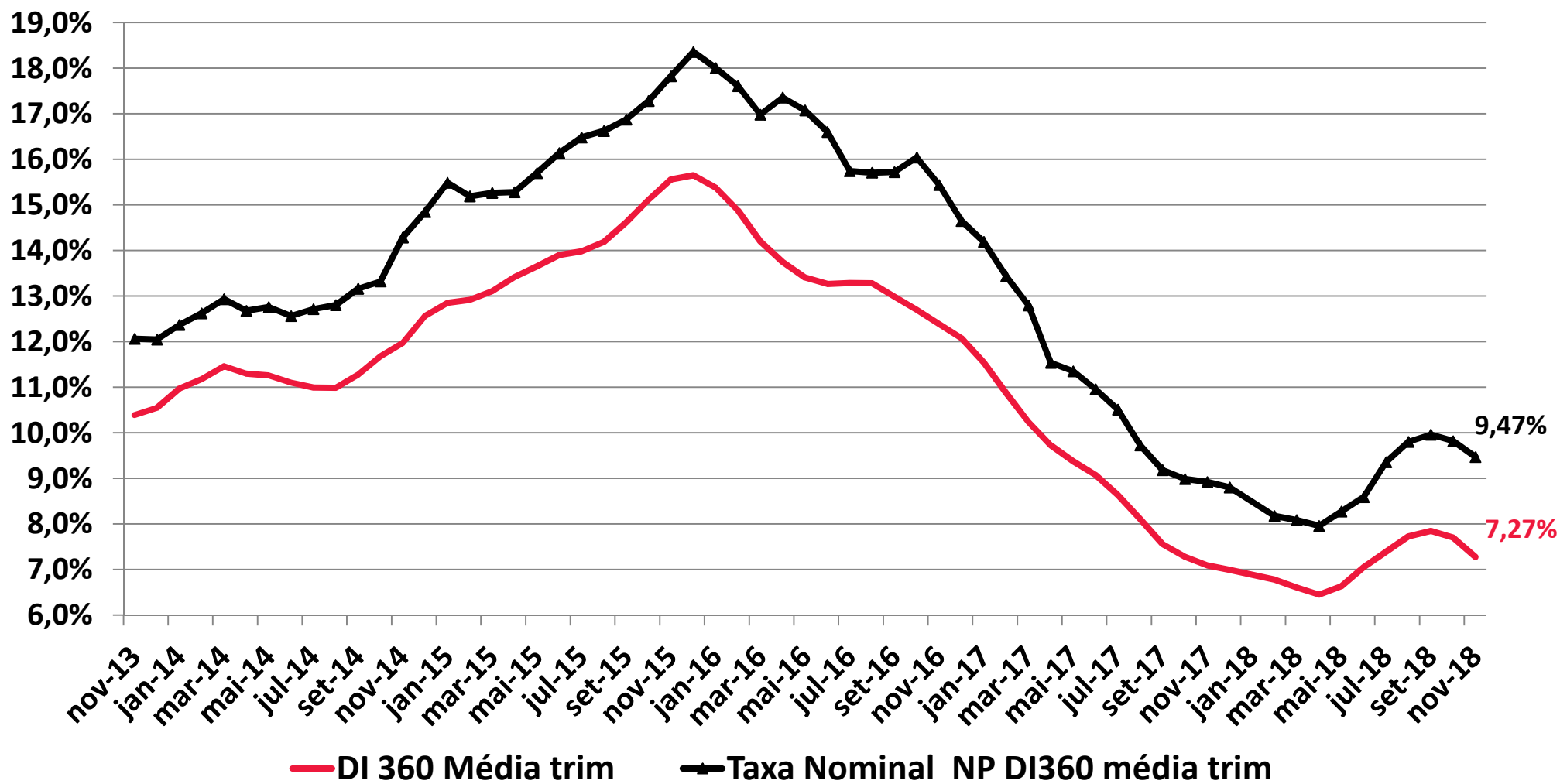
**Estimativa da taxa de mercado para notas  
promissórias e debêntures  
Dezembro - 2018**



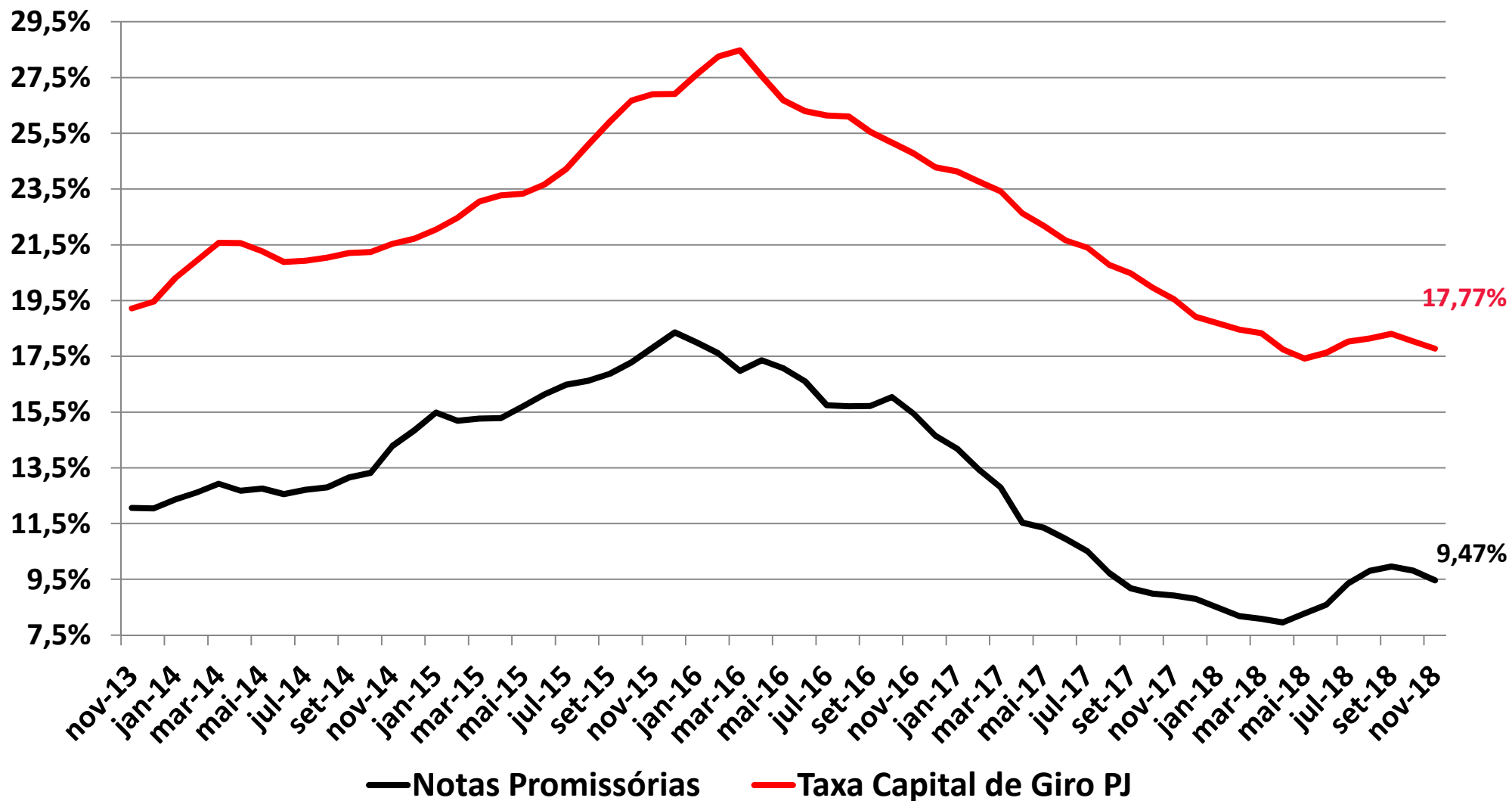
Meses	DI 360	DI 360 Média trim	DI 720	DI 720 Média Trim.	Taxa Nominal NP DI720	Spread Médio NP DI720	Taxa Nominal NP DI720 média trim.	Spread Médio NP DI720 trim	Taxa Nominal Agregado Debêntures DI720	Spread Médio Debêntures	Taxa Nominal Média Trim. Debêntures	Spread Média Trimestre DEB	Diferença de Spread	Taxa PJ BACEN Kg	SPREAD Taxa Capital de Giro PJ DI360	Média Taxa PJ BACEN Kg trim	Spread Taxa Capital de Giro PJ DI360 trim	Spread Taxa Capital de Giro PJ DI720 trim	Taxa Nominal NP DI360	Spread Médio NP DI360	Taxa Nominal NP DI360 média trim	Spread NP DI360 média trim
jan/11	12,44%	12,12%	12,90%	12,48%	15,42%	1,70%	14,06%	1,58%	14,3%	1,36%	13,84%	1,36%	0,22%	22,51%	10,1%	21,97%	9,84%	9,48%	14,91%	1,69%	13,67%	1,55%
fev/11	12,50%	12,31%	12,70%	12,62%	14,68%	1,98%	14,59%	1,97%	14,0%	1,29%	13,96%	1,34%	0,63%	23,91%	11,4%	22,61%	10,30%	9,98%	14,48%	1,98%	14,26%	1,95%
mar/11	12,24%	12,39%	12,76%	12,79%	14,06%	1,30%	14,72%	1,93%	14,1%	1,34%	14,12%	1,33%	0,60%	22,96%	10,7%	23,13%	10,73%	10,34%	13,76%	1,52%	14,38%	1,99%
abr/11	12,52%	12,42%	12,72%	12,73%	13,66%	0,94%	14,13%	1,41%	14,0%	1,29%	14,03%	1,31%	0,10%	22,85%	10,3%	23,24%	10,82%	10,51%	13,46%	0,94%	13,90%	1,48%
mai/11	12,45%	12,40%	12,49%	12,66%	14,51%	2,02%	14,08%	1,42%	13,8%	1,32%	13,97%	1,32%	0,10%	23,20%	10,7%	23,00%	10,60%	10,35%	14,47%	2,02%	13,90%	1,49%
jun/11	12,63%	12,53%	12,70%	12,64%	14,58%	1,88%	14,25%	1,62%	14,0%	1,27%	13,93%	1,29%	0,33%	23,50%	10,9%	23,18%	10,65%	10,55%	14,51%	1,88%	14,15%	1,61%
jul/11	12,58%	12,55%	12,77%	12,65%	14,84%	2,07%	14,64%	1,99%	14,1%	1,37%	13,97%	1,32%	0,67%	23,50%	11,0%	23,44%	10,89%	10,79%	14,63%	2,05%	14,54%	1,98%
ago/11	11,24%	12,15%	11,14%	12,20%	12,60%	1,08%	14,01%	1,80%	12,7%	1,56%	13,60%	1,40%	0,40%	21,85%	10,6%	22,99%	10,84%	10,79%	12,70%	1,08%	13,95%	1,80%
set/11	10,39%	11,40%	10,61%	11,51%	11,55%	0,94%	12,99%	1,49%	12,1%	1,48%	12,98%	1,47%	0,02%	22,53%	12,1%	22,67%	11,27%	11,16%	11,33%	0,94%	12,89%	1,48%
out/11	10,30%	10,64%	10,52%	10,76%	13,42%	2,90%	12,52%	1,77%	11,9%	1,40%	12,24%	1,48%	0,29%	22,22%	11,9%	22,20%	11,56%	11,44%	13,20%	2,90%	12,41%	1,77%
nov/11	9,68%	10,12%	9,82%	10,32%	11,71%	1,89%	12,23%	1,91%	11,3%	1,50%	11,78%	1,46%	0,45%	21,58%	11,9%	22,11%	11,99%	11,79%	11,57%	1,89%	12,03%	1,91%
dez/11	10,00%	9,99%	10,47%	10,27%	12,27%	1,80%	12,47%	2,20%	11,7%	1,23%	11,65%	1,38%	0,82%	20,21%	10,2%	21,34%	11,34%	11,07%	11,77%	1,77%	12,18%	2,19%
jan/12	9,00%	9,56%	10,02%	10,10%	12,42%	2,40%	12,14%	2,03%	11,5%	1,47%	11,50%	1,40%	0,63%	21,10%	12,1%	20,96%	11,40%	10,86%	11,67%	2,67%	11,67%	2,11%
fev/12	9,25%	9,42%	9,83%	10,11%	10,83%	1,00%	11,84%	1,74%	11,4%	1,52%	11,51%	1,41%	0,33%	21,01%	11,7%	20,77%	11,36%	10,67%	10,25%	1,00%	11,23%	1,82%
mar/12	8,96%	9,07%	9,70%	9,85%	11,76%	2,06%	11,67%	1,82%	11,2%	1,51%	11,35%	1,50%	0,32%	20,40%	11,4%	20,84%	11,77%	10,99%	10,91%	1,95%	10,94%	1,87%
abr/12	8,33%	8,85%	8,94%	9,49%	10,56%	1,62%	11,05%	1,56%	10,6%	1,61%	11,04%	1,55%	0,01%	18,82%	10,5%	20,08%	11,23%	10,59%	9,92%	1,59%	10,36%	1,52%
mai/12	7,92%	8,40%	8,46%	9,03%	10,37%	1,91%	10,90%	1,86%	10,0%	1,53%	10,58%	1,55%	0,31%	17,30%	9,4%	18,84%	10,44%	9,81%	9,83%	1,91%	10,22%	1,82%
jun/12	7,57%	7,94%	8,12%	8,51%	10,51%	2,13%	10,48%	1,98%	9,7%	1,61%	10,09%	1,58%	0,39%	16,43%	8,9%	17,52%	10,58%	9,01%	9,93%	2,10%	9,89%	1,95%
jul/12	7,46%	7,65%	8,00%	8,19%	9,14%	1,14%	10,01%	1,82%	9,7%	1,70%	9,81%	1,62%	0,20%	16,84%	9,4%	16,86%	9,21%	8,66%	8,57%	1,11%	9,44%	1,79%
ago/12	7,49%	7,51%	8,27%	8,13%	10,47%	2,20%	10,04%	1,91%	9,7%	1,45%	9,72%	1,59%	0,32%	16,75%	9,3%	16,67%	9,17%	8,54%	9,65%	2,16%	9,38%	1,88%
set/12	7,48%	7,48%	8,18%	8,15%	9,54%	1,36%	9,72%	1,57%	9,8%	1,59%	9,73%	1,58%	-0,01%	16,33%	8,8%	16,64%	9,16%	8,49%	8,84%	1,36%	9,02%	1,54%
out/12	7,22%	7,40%	7,73%	8,06%	9,29%	1,56%	9,77%	1,71%	9,3%	1,57%	9,60%	1,54%	0,17%	15,30%	8,1%	16,13%	8,73%	8,07%	8,74%	1,52%	9,08%	1,68%
nov/12	7,17%	7,29%	7,75%	7,89%	9,77%	2,02%	9,53%	1,65%	9,5%	1,76%	9,52%	1,64%	0,01%	16,31%	9,1%	15,98%	8,69%	8,09%	9,17%	2,00%	8,92%	1,63%
dez/12	7,14%	7,18%	7,69%	7,72%	9,87%	2,18%	9,64%	1,92%	9,5%	1,78%	9,42%	1,70%	0,22%	15,05%	7,9%	15,55%	8,38%	7,83%	9,30%	2,16%	9,07%	1,89%
jan/13	7,24%	7,18%	7,99%	7,81%	9,27%	0,88%	9,63%	1,82%	9,3%	1,34%	9,43%	1,62%	0,20%	16,47%	9,2%	15,94%	8,76%	8,13%	8,52%	0,84%	8,99%	1,81%
fev/13	7,72%	7,73%	8,43%	8,04%	9,43%	0,80%	9,52%	1,49%	9,7%	1,26%	9,50%	1,46%	0,03%	16,19%	8,5%	15,90%	8,54%	7,87%	8,72%	0,80%	8,84%	1,48%
mar/13	7,91%	7,62%	8,62%	8,35%	10,04%	1,25%	9,58%	1,23%	9,9%	1,31%	9,65%	1,30%	-0,07%	15,73%	7,8%	16,13%	8,51%	7,78%	9,33%	1,25%	8,86%	1,23%
abr/13	8,01%	7,88%	8,38%	8,48%	10,32%	1,38%	9,93%	1,45%	9,7%	1,28%	9,76%	1,28%	0,17%	16,44%	8,4%	16,12%	8,24%	7,64%	9,78%	1,33%	9,28%	1,40%
mai/13	8,67%	8,20%	9,13%	8,71%	11,55%	2,03%	10,64%	1,93%	10,5%	1,33%	10,01%	1,30%	0,62%	15,84%	7,2%	16,00%	7,81%	7,29%	11,09%	2,03%	10,07%	1,87%
jun/13	9,39%	8,69%	10,24%	9,25%	12,11%	1,87%	11,33%	2,08%	11,6%	1,33%	10,56%	1,31%	0,76%	17,33%	7,9%	16,54%	7,85%	7,29%	11,23%	1,84%	10,70%	2,01%
jul/13	9,26%	9,11%	10,05%	9,81%	11,32%	1,27%	11,66%	1,85%	11,4%	1,34%	11,14%	1,33%	0,52%	17,99%	8,7%	17,05%	7,95%	7,25%	10,51%	1,25%	10,94%	1,84%
ago/13	10,19%	9,61%	11,16%	10,48%	12,65%	1,49%	12,02%	1,54%	12,5%	1,30%	11,81%	1,32%	0,22%	18,90%	8,7%	18,07%	8,46%	7,59%	11,61%	1,42%	11,12%	1,50%
set/13	10,07%	9,84%	10,85%	10,69%	12,86%	1,37%	12,28%	1,59%	12,1%	1,29%	12,00%	1,31%	0,28%	19,15%	9,1%	18,68%	8,84%	7,99%	12,04%	1,37%	11,38%	1,54%
out/13	10,49%	10,25%	11,14%	11,05%	12,99%	1,85%	12,83%	1,78%	12,3%	1,19%	12,31%	1,26%	0,52%	18,73%	8,2%	18,93%	8,68%	7,88%	12,28%	1,79%	11,98%	1,73%
nov/13	10,60%	10,39%	11,70%	11,23%	12,96%	1,05%	12,94%	1,71%	13,1%	1,36%	12,51%	1,28%	0,43%	19,78%	9,2%	19,22%	8,83%	7,99%	11,86%	1,05%	12,06%	1,67%
dez/13	10,54%	10,54%	11,54%	11,46%	13,07%	1,53%	13,01%	1,55%	13,0%	1,50%	12,81%	1,35%	0,20%	19,86%	9,3%	19,46%	8,91%	8,00%	12,00%	1,46%	12,05%	1,50%
jan/14	11,77%	10,97%	12,62%	11,95%	14,12%	1,50%	13,39%	1,43%	13,9%	1,25%	13,32%	1,37%	0,06%	21,30%	9,5%	20,31%	9,34%	8,36%	13,24%	1,47%	12,37%	1,40%
fev/14	11,22%	11,18%	11,98%	12,05%	13,42%	1,44%	13,54%	1,49%	13,3%	1,32%	13,41%	1,36%	0,13%	21,65%	10,4%	20,94%	9,76%	8,89%	12,62%	1,40%	12,62%	1,44%
mar/14	11,38%	11,46%	12,20%	12,27%	13,75%	1,55%	13,77%	1,50%	13,5%	1,33%	13,57%	1,30%	0,20%	21,77%	10,4%	21,57%	10,12%	9,31%	12,92%	1,54%	12,93%	1,47%
abr/14	11,29%	11,30%	12,10%	12,09%	13,27%	1,17%	13,48%	1,39%	13,4%	1,31%	13,41%	1,32%	0,07%	21,27%	10,0%	21,56%	10,27%	9,47%	12,48%	1,19%	12,67%	1,38%
mai/14	11,10%	11,26%	11,55%	11,95%	13,34%	0,79%	13,45%	1,50%	12,9%	1,35%	13,28%	1,33%	0,18%	20,77%	9,7%	21,27%	10,01%	9,32%	12,87%	0,76%	12,76%	1,50%
jun/14	10,91%	11,10%	11,37%	11,67%	12,81%	1,44%	13,14%	1,47%	12,8%	1,39%	13,02%	1,35%	0,12%	20,60%	9,7%	20,88%	9,78%	9,21%	12,33%	1,42%	12,56%	1,46%
jul/14	10,96%	10,99%	11,38%	11,43%	13,37%	1,99%	13,18%	1,74%	12,7%	1,28%	12,77%	1,34%	0,40%	21,42%	10,4%	20,93%	9,94%	9,50%	12,94%	1,98%	12,71%	1,72%
ago/14	11,09%	10,99%	11,25%	11,33%	13,30%	2,05%	13,16%	1,83%	12,5%	1,17%	12,61%	1,28%	0,55%	21,11%	10,0%	21,04%	10,06%	9,71%	13,14%	2,05%	12,80%	1,82%
set/14	11,77%	11,27%	12,23%	11,62%	13,87%	1,64%	13,51%	1,89%	13,4%	1,19%	12,83%	1,21%	0,68%	21,09%	9,3%	21,21%	9,93%	9,59%	13,40%	1,63%	13,16%	1,89%
out/14	12,17%	11,68%	12,34%	11,94%	13,49%	1,15%	13,55%	1,61%	13,4%	1,07%	13,08%	1,14%	0,47%	21,53%	9,3%	21,24%	9,57%	9,30%	13,42%	1,25%	13,32%	1,64%
nov/14	12,44%	11,97%	12,25%	12,27%	15,80%	2,20%	14,39%	2,11%	13,4%	1,11%	13,39%	1,12%	0,99%	21,99%	9,5%	21,54%	9,57%	9,26%	16,03%	2,20%	14,28%	2,31%
dez/14	12,95%	12,56%	12,91%	12,50%	15,03%	1,85%	14,77%	2,27%	14,0%	1,05%	13,58%	1,08%	1,20%	21,62%	8,7%	21,71%	9,15%	9,21%	15,07%	1,85%	14,84%	2,28%
jan/15	12,75%	12,85%	12,45%	12,54%	15,03%	2,58%	15,29%	2,75%	13,6%	1,17%	13,65%	1,11%	1,64%	22,53%	9,8%	22,05%	9,20%	9,51%	15,36%	2,61%	15,49%	2,64%

Meses	DI 360	DI 360 Média trim	DI 720	DI 720 Média Trim.	Taxa Nominal NP DI720	Spread Médio NP DI720	Taxa Nominal NP DI720 média trim.	Spread Médio NP DI720 trim	Taxa Nominal Agregado Debêntures DI720	Spread Médio Debêntures	Taxa Nominal Média Trim. Debêntures	Spread Média Trimestre DEB	Diferença de Spread	Taxa PJ BACEN Kg	SPREAD Taxa Capital de Giro PJ DI360	Média Taxa PJ BACEN Kg trim	Spread Taxa Capital de Giro PJ DI360 trim	Spread Taxa Capital de Giro PJ DI720 trim	Taxa Nominal NP DI360	Spread Médio NP DI360	Taxa Nominal NP DI360 média trim	Spread NP DI360 média trim
fev/15	13,05%	12,92%	12,74%	12,70%	14,83%	2,09%	14,96%	2,26%	13,9%	1,19%	13,84%	1,14%	1,13%	23,24%	10,2%	22,46%	9,55%	9,76%	15,14%	2,09%	15,19%	2,27%
mar/15	13,52%	13,11%	13,34%	12,84%	15,10%	1,76%	14,99%	2,14%	14,6%	1,29%	14,06%	1,21%	0,93%	23,36%	9,8%	23,04%	9,94%	10,20%	15,29%	1,77%	15,26%	2,16%
abr/15	13,67%	13,41%	13,36%	13,15%	15,09%	1,73%	15,01%	1,86%	14,6%	1,24%	14,39%	1,24%	0,62%	23,21%	9,5%	23,27%	9,86%	10,12%	15,41%	1,74%	15,28%	1,87%
mai/15	13,76%	13,65%	13,10%	13,27%	15,73%	2,37%	15,31%	2,04%	14,4%	1,34%	14,56%	1,29%	0,75%	23,44%	9,7%	23,34%	9,69%	10,07%	16,39%	2,37%	15,70%	2,05%
jun/15	14,27%	13,90%	13,62%	13,36%	15,93%	2,16%	15,58%	2,22%	15,0%	1,42%	14,70%	1,34%	0,89%	24,33%	10,0%	23,66%	9,76%	10,30%	16,62%	2,20%	16,14%	2,24%
jul/15	13,91%	13,98%	13,11%	13,28%	15,62%	2,51%	15,76%	2,48%	14,5%	1,40%	14,66%	1,39%	1,09%	24,89%	11,0%	24,22%	10,24%	10,94%	16,43%	2,52%	16,48%	2,50%
ago/15	14,38%	14,19%	14,15%	13,63%	16,58%	2,08%	16,04%	2,42%	15,4%	1,21%	14,97%	1,34%	1,07%	26,01%	11,6%	25,08%	10,89%	11,45%	16,81%	2,08%	16,62%	2,43%
set/15	15,56%	14,62%	15,82%	14,36%	17,65%	1,83%	16,62%	2,26%	17,0%	1,19%	15,62%	1,26%	0,99%	26,84%	11,3%	25,91%	11,30%	11,55%	17,37%	1,81%	16,87%	2,25%
out/15	15,39%	15,11%	15,85%	15,27%	18,15%	2,30%	17,46%	2,19%	17,0%	1,19%	16,47%	1,20%	0,99%	27,16%	11,8%	26,67%	11,56%	11,40%	17,66%	2,27%	17,28%	2,17%
nov/15	15,71%	15,55%	16,16%	15,94%	18,88%	2,72%	18,23%	2,29%	17,2%	1,07%	17,09%	1,15%	1,14%	26,71%	11,0%	26,90%	11,35%	10,96%	18,43%	2,72%	17,82%	2,27%
dez/15	15,85%	15,65%	16,52%	16,18%	19,68%	2,85%	18,90%	2,73%	17,8%	1,25%	17,35%	1,17%	1,56%	26,87%	11,0%	26,91%	11,26%	10,74%	18,98%	2,81%	18,36%	2,71%
jan/16	14,57%	15,38%	15,21%	15,96%	17,28%	2,07%	18,61%	2,65%	16,9%	1,73%	17,31%	1,35%	1,30%	29,23%	14,6%	27,60%	12,23%	11,64%	16,59%	2,02%	18,00%	2,62%
fev/16	14,21%	14,88%	14,65%	15,46%	17,76%	3,11%	18,24%	2,78%	16,8%	2,19%	17,18%	1,72%	1,06%	28,64%	14,4%	28,25%	13,37%	12,79%	17,25%	3,04%	17,61%	2,73%
mar/16	13,81%	14,20%	13,77%	14,54%	17,04%	3,15%	17,36%	2,82%	15,7%	1,98%	16,51%	1,96%	0,85%	27,56%	13,7%	28,48%	14,28%	13,93%	17,09%	3,15%	16,98%	2,78%
abr/16	13,22%	13,75%	12,64%	13,69%	17,15%	3,13%	17,32%	3,63%	14,9%	2,21%	15,81%	2,12%	1,51%	26,45%	13,2%	27,55%	13,80%	13,86%	17,73%	3,13%	17,35%	3,61%
mai/16	13,18%	13,40%	12,78%	13,06%	16,00%	3,12%	16,73%	3,67%	15,0%	2,24%	15,21%	2,14%	1,52%	26,04%	12,8%	26,68%	13,28%	13,62%	16,41%	3,12%	17,07%	3,67%
jun/16	13,38%	13,26%	12,63%	12,68%	14,83%	2,20%	15,99%	3,31%	14,8%	2,21%	14,90%	2,22%	1,09%	26,38%	13,0%	26,29%	13,03%	13,61%	15,66%	2,28%	16,60%	3,34%
jul/16	13,29%	13,28%	12,50%	12,64%	14,32%	1,82%	15,05%	2,41%	14,7%	2,16%	14,84%	2,20%	0,21%	26,00%	12,7%	26,14%	12,86%	13,50%	15,14%	1,85%	15,74%	2,46%
ago/16	13,16%	13,28%	12,39%	12,51%	15,52%	2,90%	14,89%	2,38%	14,5%	2,10%	14,66%	2,16%	0,23%	25,93%	12,8%	26,10%	12,83%	13,60%	16,31%	2,92%	15,71%	2,43%
set/16	12,50%	12,98%	11,74%	12,21%	14,92%	3,18%	14,92%	2,71%	13,9%	2,16%	14,35%	2,14%	0,57%	24,73%	12,2%	25,55%	12,57%	13,34%	15,71%	3,21%	15,72%	2,74%
out/16	12,43%	12,70%	11,63%	11,92%	15,31%	1,65%	15,25%	3,33%	13,7%	2,10%	14,04%	2,12%	1,21%	24,83%	12,4%	25,16%	12,47%	13,24%	16,11%	1,65%	16,04%	3,34%
nov/16	12,21%	12,38%	11,60%	11,66%	13,82%	2,22%	14,68%	3,03%	13,8%	2,17%	13,80%	2,14%	0,89%	24,75%	12,5%	24,77%	12,39%	13,11%	14,49%	2,28%	15,44%	3,06%
dez/16	11,58%	12,07%	11,06%	11,43%	12,76%	1,70%	13,96%	2,53%	13,1%	2,04%	13,53%	2,10%	0,43%	23,26%	11,7%	24,28%	12,21%	12,85%	13,33%	1,75%	14,65%	2,57%
jan/17	10,83%	11,54%	10,38%	11,01%	14,28%	3,05%	13,62%	2,61%	12,0%	1,66%	12,97%	1,96%	0,65%	24,38%	13,5%	24,13%	12,59%	13,12%	14,73%	3,05%	14,19%	2,65%
fev/17	10,20%	10,87%	9,87%	10,44%	11,91%	2,04%	12,98%	2,55%	11,3%	1,47%	12,16%	1,72%	0,82%	23,66%	13,4%	23,77%	12,90%	13,33%	12,24%	2,04%	13,43%	2,56%
mar/17	9,67%	10,23%	9,54%	9,93%	11,37%	1,39%	12,52%	2,59%	11,0%	1,49%	11,47%	1,54%	1,05%	22,23%	12,5%	23,42%	13,19%	13,49%	11,42%	1,36%	12,80%	2,56%
abr/17	9,30%	9,72%	9,48%	9,63%	11,14%	1,66%	11,47%	1,84%	11,1%	1,62%	11,16%	1,53%	0,31%	22,00%	12,7%	22,63%	12,91%	13,00%	10,95%	1,65%	11,54%	1,81%
mai/17	9,14%	9,37%	9,53%	9,52%	12,09%	2,56%	11,53%	2,02%	11,2%	1,67%	11,11%	1,60%	0,42%	22,30%	13,1%	22,18%	12,81%	12,66%	11,68%	2,54%	11,35%	1,98%
jun/17	8,77%	9,07%	9,16%	9,39%	10,64%	1,48%	11,29%	1,90%	10,9%	1,78%	11,08%	1,69%	0,21%	20,66%	11,9%	21,65%	12,58%	12,26%	10,23%	1,46%	10,95%	1,88%
jul/17	7,98%	8,63%	8,44%	9,04%	10,14%	1,70%	10,96%	1,91%	10,2%	1,77%	10,79%	1,74%	0,17%	21,23%	13,2%	21,40%	12,77%	12,35%	9,62%	1,64%	10,51%	1,88%
ago/17	7,56%	8,10%	8,28%	8,63%	10,07%	1,79%	10,28%	1,66%	10,1%	1,79%	10,41%	1,78%	-0,12%	20,46%	12,9%	20,78%	12,68%	12,16%	9,32%	1,76%	9,72%	1,62%
set/17	7,13%	7,56%	7,87%	8,20%	9,88%	1,04%	10,03%	1,83%	9,7%	1,80%	9,99%	1,79%	0,05%	19,73%	12,6%	20,47%	12,92%	12,28%	8,60%	1,15%	9,18%	1,62%
out/17	7,14%	7,28%	8,19%	8,11%	10,58%	1,91%	10,17%	2,06%	10,2%	2,04%	9,99%	1,88%	0,18%	19,69%	12,5%	19,96%	12,68%	11,85%	9,03%	1,89%	8,98%	1,71%
nov/17	7,00%	7,09%	8,34%	8,13%	10,56%	1,70%	10,34%	2,20%	10,5%	2,14%	10,13%	2,00%	0,21%	19,19%	12,2%	19,54%	12,45%	11,40%	9,13%	2,13%	8,92%	1,83%
dez/17	6,84%	6,99%	8,03%	8,19%	9,63%	1,45%	10,26%	2,07%	10,2%	2,20%	10,32%	2,13%	-0,06%	17,86%	11,0%	18,91%	11,92%	10,73%	8,24%	1,40%	8,80%	1,81%
fev/18	6,65%	6,78%	7,71%	7,93%	9,29%	1,58%	9,46%	1,53%	9,7%	2,03%	10,02%	2,08%	-0,55%	18,72%	12,1%	18,45%	11,67%	10,52%	8,12%	1,47%	8,18%	1,40%
mar/18	6,32%	6,61%	7,30%	7,69%	9,66%	1,84%	9,47%	1,78%	9,4%	2,09%	9,74%	2,05%	-0,26%	17,48%	11,2%	18,33%	11,72%	10,64%	8,05%	1,73%	8,09%	1,48%
abr/18	6,38%	6,45%	7,26%	7,42%	8,66%	1,40%	9,20%	1,78%	9,4%	2,12%	9,50%	2,08%	-0,30%	17,06%	10,7%	17,75%	11,30%	10,33%	7,70%	1,32%	7,96%	1,51%
mai/18	7,19%	6,63%	8,18%	7,58%	10,08%	1,90%	9,47%	1,89%	10,5%	2,31%	9,75%	2,17%	-0,29%	17,72%	10,5%	17,42%	10,79%	9,84%	9,07%	1,88%	8,27%	1,64%
jun/18	7,58%	7,05%	8,79%	8,08%	10,44%	1,43%	9,73%	1,65%	11,1%	2,27%	10,31%	2,23%	-0,58%	18,11%	10,5%	17,63%	10,58%	9,55%	8,99%	1,41%	8,59%	1,54%
jul/18	7,40%	7,39%	8,50%	8,49%	11,10%	2,60%	10,54%	2,05%	10,4%	1,92%	10,66%	2,17%	-0,12%	18,26%	10,9%	18,03%	10,64%	9,54%	10,00%	2,60%	9,35%	1,96%
ago/18	8,19%	7,72%	9,42%	8,90%	11,64%	2,22%	11,06%	2,16%	11,3%	1,92%	10,94%	2,04%	0,12%	18,04%	9,8%	18,14%	10,41%	9,23%	10,41%	2,22%	9,80%	2,08%
set/18	7,95%	7,85%	9,24%	9,05%	10,85%	1,61%	11,20%	2,14%	11,5%	2,29%	11,10%	2,05%	0,10%	18,62%	10,7%	18,31%	10,46%	9,25%	9,47%	1,52%	9,96%	2,11%
out/18	6,96%	7,70%	7,95%	8,87%	10,56%	1,89%	11,02%	2,15%	9,7%	1,76%	10,86%	1,99%	0,16%	17,44%	10,5%	18,03%	10,33%	9,16%	9,57%	1,89%	9,82%	2,12%
nov/18	6,91%	7,27%	7,84%	8,34%	10,29%	2,45%	10,57%	2,22%	9,0%	1,21%	10,10%	1,75%	0,47%	17,26%	10,3%	17,77%	10,50%	9,43%	9,36%	2,45%	9,47%	2,19%

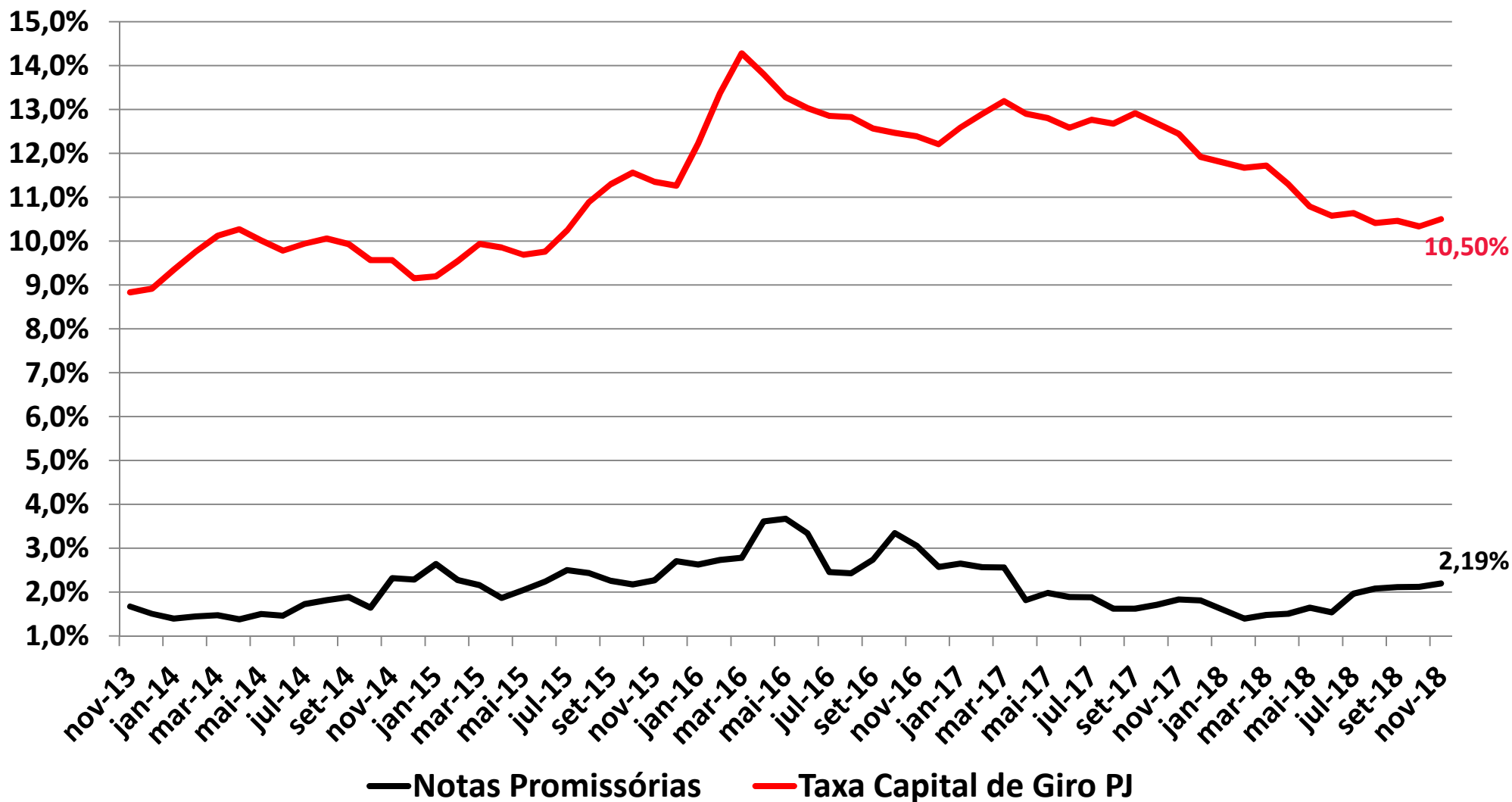
## Agregado de Notas Promissórias e Swap pré DI 360 dias - médias móveis trimestrais (% nominal ao ano)



## Notas Promissórias e Capital de Giro PJ % ao ano - média móvel trimestral

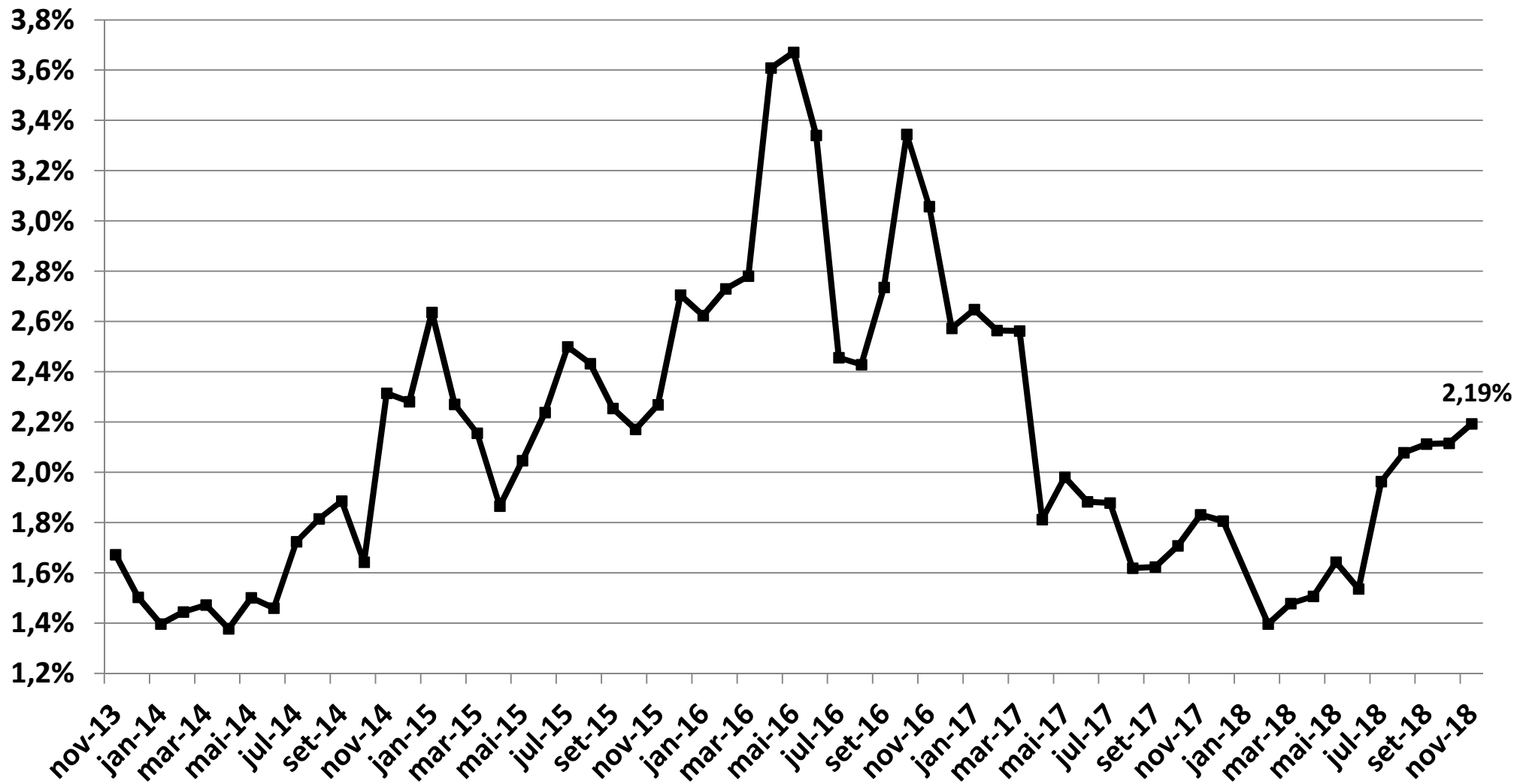


## Notas Promissórias e Capital de Giro PJ Spread sobre Swap DI 360 - média móvel trimestral

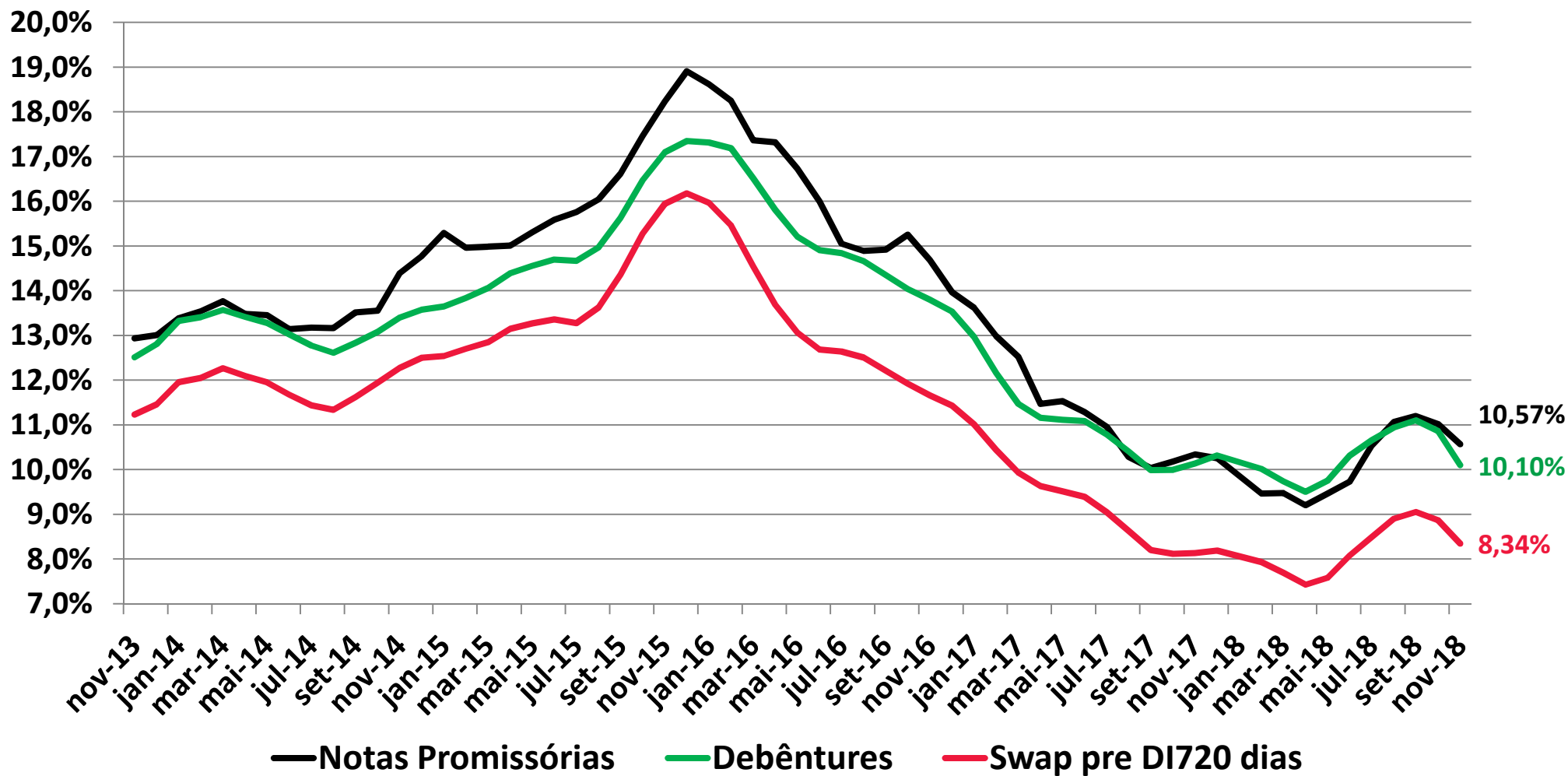


## Custo de Capital de Terceiros - médias móveis trimestrais

### Notas Promissórias - Spread sobre DI 360 (% nominal ao ano)



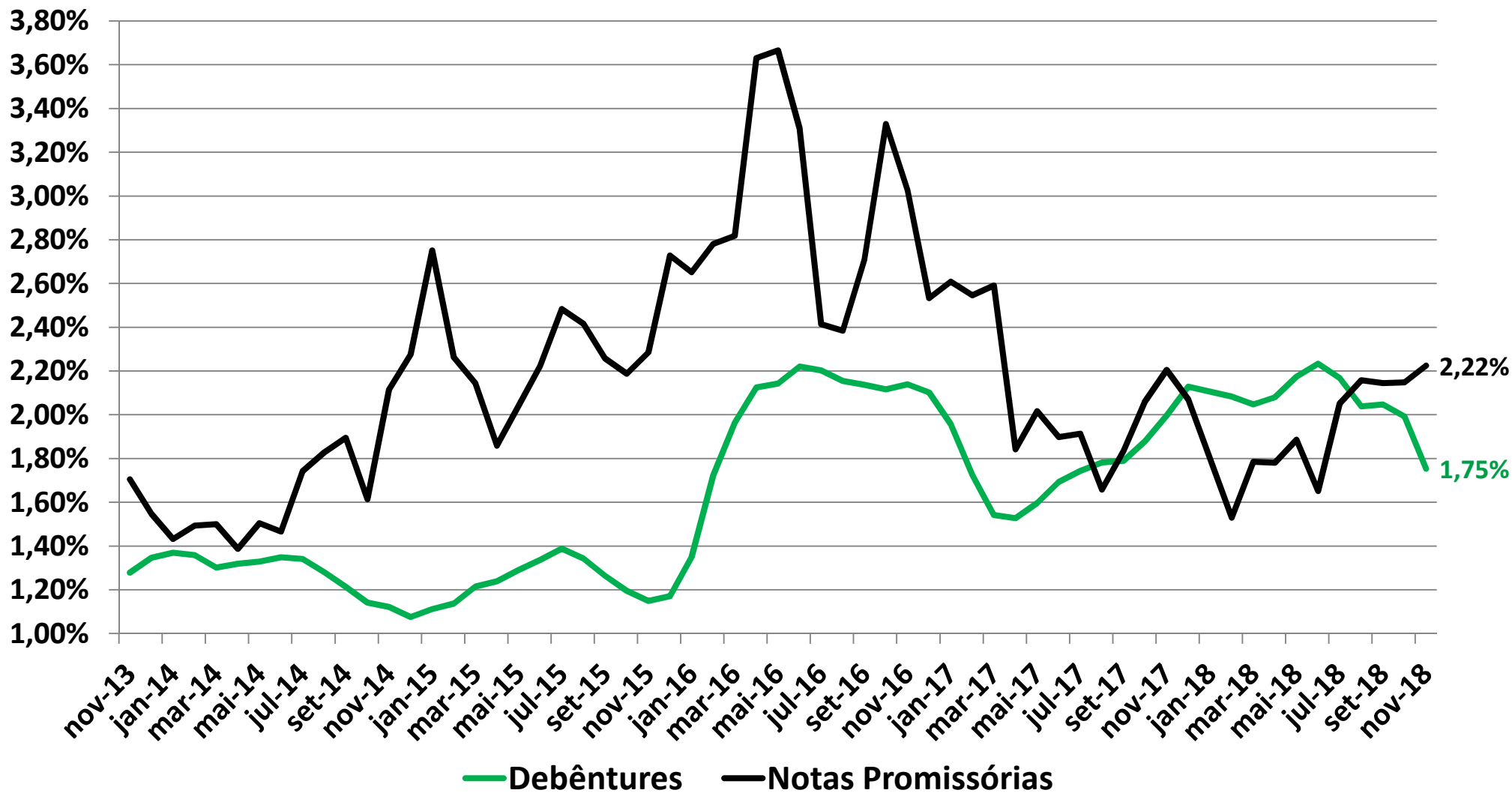
## Debêntures, Notas Promissórias e DI720 (% nominal ao ano) - média móvel trimestral





# Notas Promissórias e Debêntures

## Spread sobre Swap DI 720 - médias móveis trimestrais



## Notas Promissórias, Debêntures e Capital de Giro PJ Spread sobre Swap DI 720 - média móvel trimestral

